

Students Satisfaction Survey (SSS), 2022-23

Feedback by the Students about the Teachers

Absolute Information

Parameters	Excellent	Very Good	Good	Average
1. Teachers Punctuality in the class	169	105	45	26
2. Completes syllabus	138	109	75	23
3. Scheduled organisation of class tests, quizzes and seminars	94	126	81	43
4. Focus on syllabus/ command on syllabus	150	120	56	20
5. Self confidence	196	93	37	19
6. Communication skills	186	76	60	24
7. Skill of linking subject to practical life and creating interest in class	138	114	58	34
8. Uses of Innovative teaching methods	133	97	64	51
9. Skills of addressing inappropriate behaviour of students	112	111	92	30
10. Helps students in facing physical, emotional and learning challenges	140	92	61	53

Infrastructure Feedback by the Students

1. Library Sitting facilities	158	92	69	25
2. Library Books availability	140	94	69	40
3. Library Issuing of books during examination	124	95	80	44
4. Behavior of library staff	129	104	83	29
5. Sports Facilities:	82	96	89	76
6. Organisation of cultural activities	137	107	64	36
7. Organisation of motivational lectures	117	89	82	56
8. Organisation of special days	123	104	78	40
9. Sanitation and hygiene facilities	68	88	85	103
10. Overall environment conducive for learning	103	101	97	43
11. Principal's role in providing best facilities to the welfare of students	148	101	63	32
12. Canteen facilities	84	91	98	70
13. Information communication technology facilities	85	108	102	49
14. Dealing of non-teaching staff	70	103	104	67


Principal

Students Satisfaction Survey (SSS), 2022-23

Feedback by the Students about the Teachers

Information in Percentage

Parameters	Excellent	Very Good	Good	Average
1. Teachers Punctuality in the class	48.8	30.3	13.0	7.5
2. Completes syllabus	39.9	31.5	21.7	6.6
3. Scheduled organisation of class tests, quizzes and seminars	27.2	36.4	23.4	12.4
4. Focus on syllabus/ command on syllabus	43.4	34.7	16.2	5.8
5. Self confidence	56.6	26.9	10.7	5.5
6. Communication skills	53.8	22.0	17.3	6.9
7. Skill of linking subject to practical life and creating interest in class	39.9	32.9	16.8	9.8
8. Uses of Innovative teaching methods	38.4	28.0	18.5	14.7
9. Skills of addressing inappropriate behaviour of students	32.4	32.1	26.6	8.7
10. Helps students in facing physical, emotional and learning challenges	40.5	26.6	17.6	15.3

Infrastructure Feedback by the Students

1. Library Seating facilities	45.7	26.6	19.9	7.2
2. Library Books availability	40.5	27.2	19.9	11.6
3. Library Issuing of books during examination	35.8	27.5	23.1	12.7
4. Behavior of library staff	37.3	30.1	24.0	8.4
5. Sports Facilities:	23.7	27.7	25.7	22.0
6. Organisation of cultural activities	39.6	30.9	18.5	10.4
7. Organisation of motivational lectures	33.8	25.7	23.7	16.2
8. Organisation of special days	35.5	30.1	22.5	11.6
9. Sanitation and hygiene facilities	19.7	25.4	24.6	29.8
10. Overall environment conducive for learning	29.8	29.2	28.0	12.4
11. Principal's role in providing best facilities to the welfare of students	42.8	29.2	18.2	9.2
12. Canteen facilities	24.3	26.3	28.3	20.2
13. Information communication technology facilities	24.6	31.2	29.5	14.2
14. Dealing of non-teaching staff	20.2	29.8	30.1	19.4

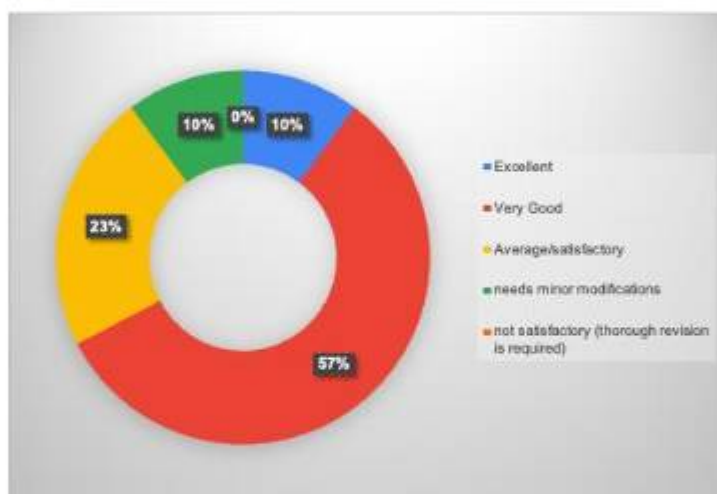

Principal

Feedback Part-A

Teacher Feedback and Analysis

To enhance the quality of education, the role of teachers is very crucial. The initial step towards this goal involves establishing a framework wherein teachers for invaluable feedback on diverse academic aspects. Within our institution, there exists a platform for soliciting teacher feedback, meticulously analysed and subsequently acted upon. The feedback collected is systematically presented as follows:

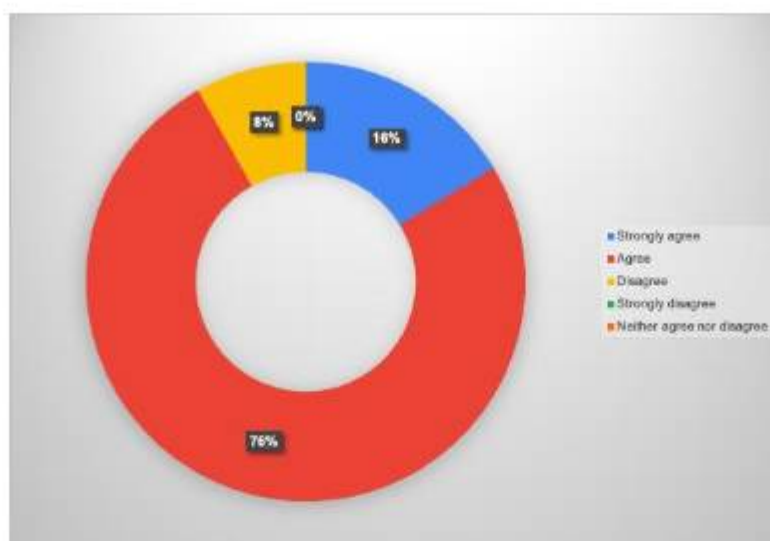
1. Contents of the syllabus related to your subject



	(n)	(%)
Excellent	5	10.2
Very Good	28	57.1
Average/satisfactory	11	22.4
Needs minor modifications	5	10.2
Not satisfactory (thorough revision is required)	0	0.0

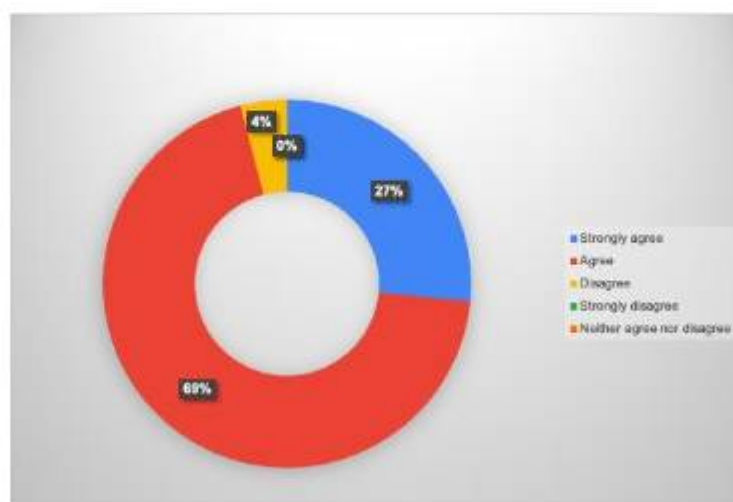

Principal

2. Syllabus of skill based courses is need based.



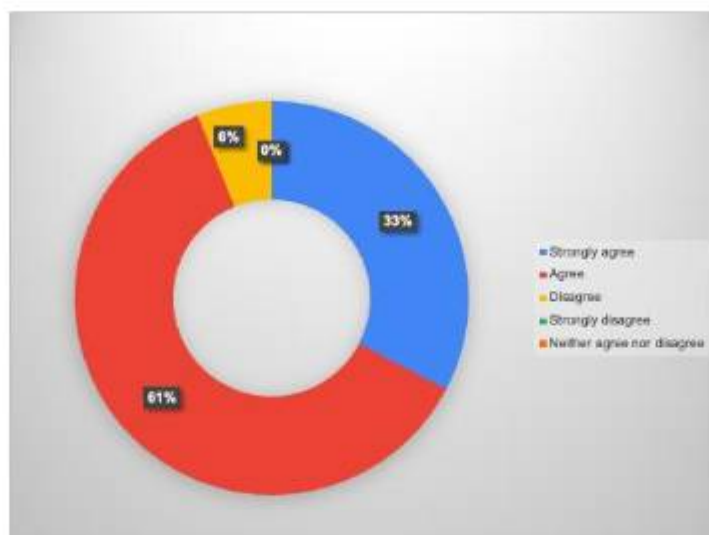
	(n)	(%)
Strongly agree	8	16.3
Agree	37	75.5
Disagree	4	8.2
Strongly disagree	0	0.0
Neither agree nor disagree	0	0.0

3. Aims and objectives of the syllabi are well defined and clear to teachers and students



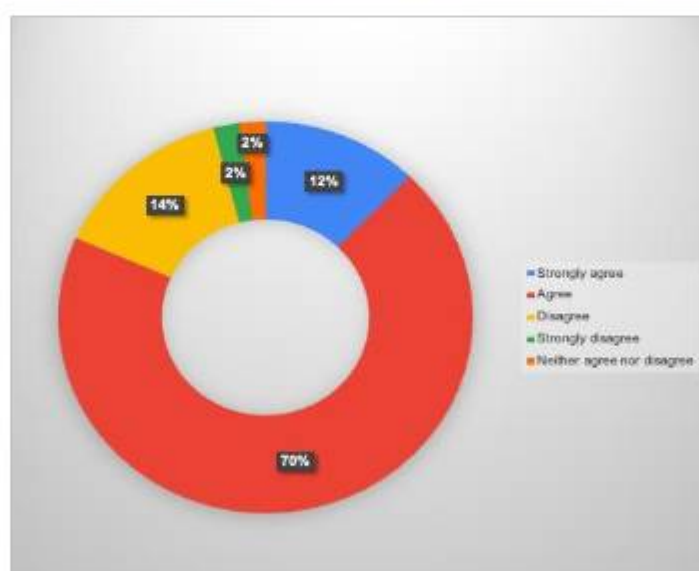
	(n)	(%)
Strongly agree	13	26.5
Agree	34	69.4
Disagree	2	4.1
Strongly disagree	0	0.0
Neither agree nor disagree	0	0.0

4. Sufficient number of prescribed books/reference books is available in the Library.



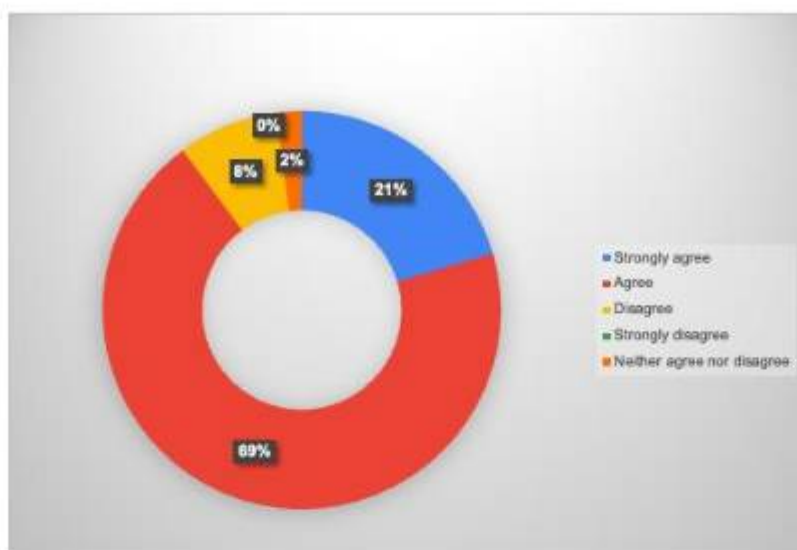
	(n)	(%)
Strongly agree	16	32.7
Agree	30	61.2
Disagree	3	6.1
Strongly disagree	0	0.0
Neither agree nor disagree	0	0.0

5. The course/syllabus has good balance between theory and application.



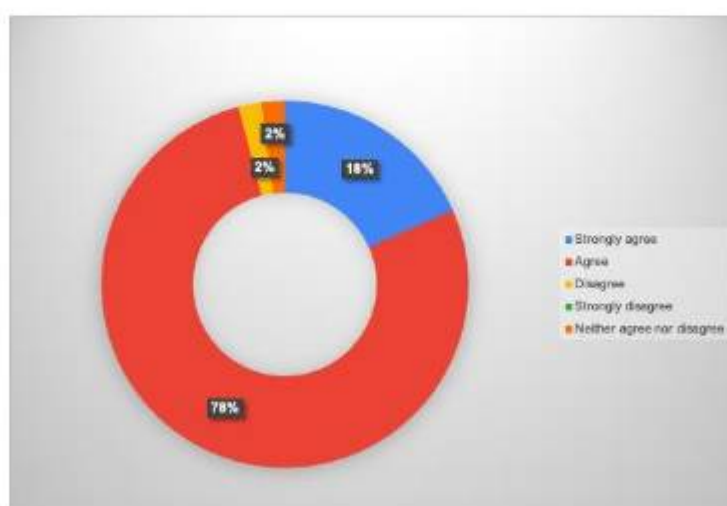
	(n)	(%)
Strongly agree	6	12.2
Agree	34	69.4
Disagree	7	14.3
Strongly disagree	1	2.0
Neither agree nor disagree	1	2.0

6. The course/syllabus is at par with other reputed universities in the country.



	(n)	(%)
Strongly agree	10	20.4
Agree	34	69.4
Disagree	4	8.2
Strongly disagree	0	0.0
Neither agree nor disagree	1	2.0

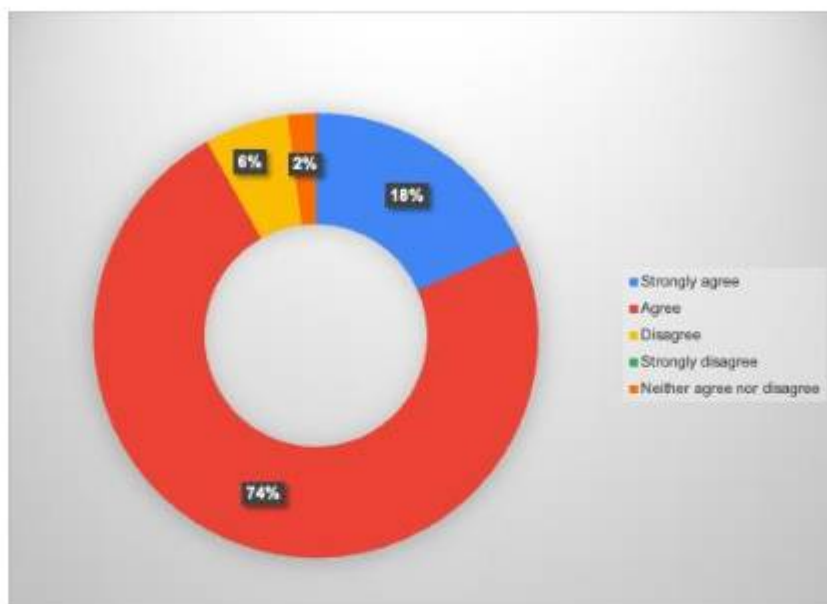
7. The course/syllabus of this subject increased my knowledge and perspective in the subject area.



	(n)	(%)
Strongly agree	9	18.4
Agree	38	77.6
Disagree	1	2.0
Strongly disagree	0	0.0
Neither agree nor disagree	1	2.0

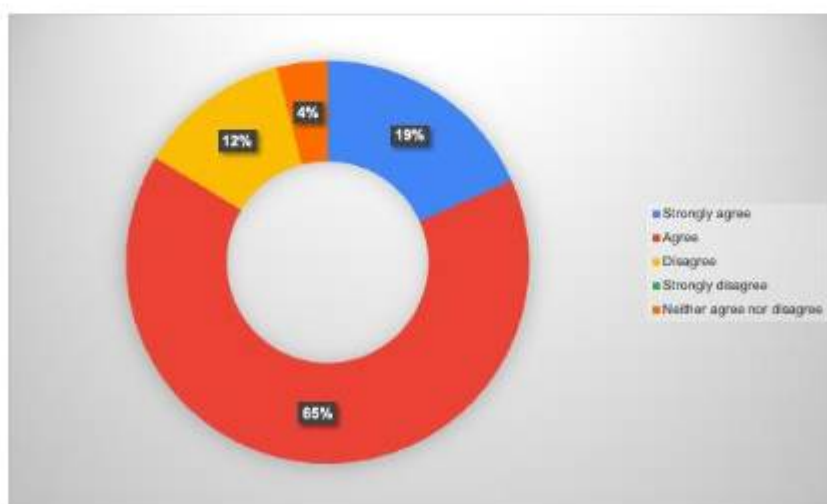
Principal

8. The course/programme of studies carries sufficient number of optional papers. The books prescribed/listed as reference materials are relevant, updated and appropriate.



	(n)	(%)
Strongly agree	9	18.4
Agree	36	73.5
Disagree	3	6.1
Strongly disagree	0	0.0
Neither agree nor disagree	1	2.0

9. Infrastructural facilities, such as teacher's rooms/carrels, class rooms, reading rooms and toilets are available in the college.

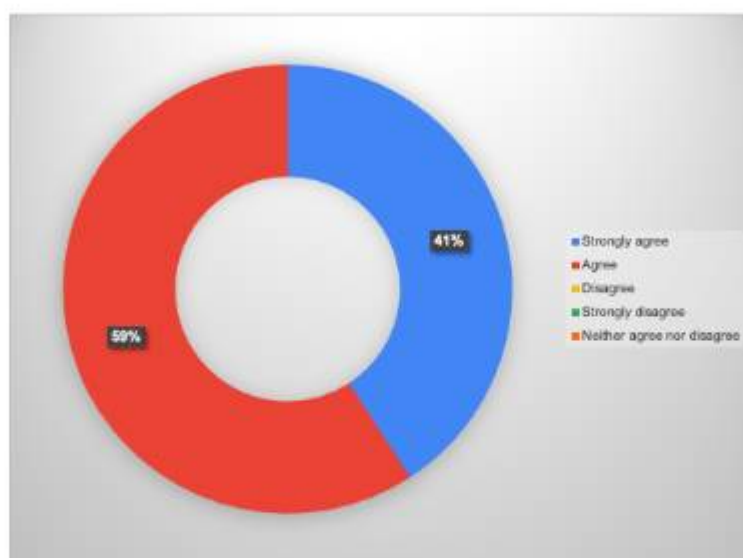


	(n)	(%)
Strongly agree	9	18.4

Principal
Principal

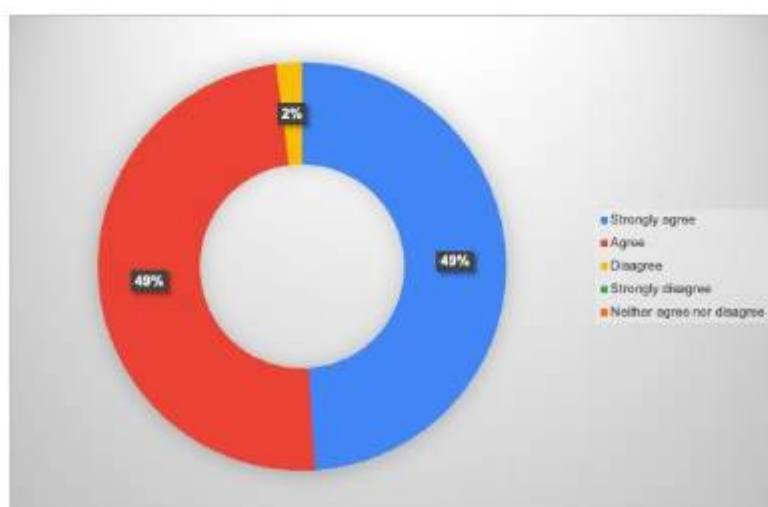
Agree	32	65.3
Disagree	6	12.2
Strongly disagree	0	0.0
Neither agree nor disagree	2	4.1

10. Internal examinations are conducted well in time with proper coverage of all units in the syllabus.



	(n)	(%)
Strongly agree	20	40.8
Agree	29	59.2
Disagree	0	0.0
Strongly disagree	0	0.0
Neither agree nor disagree	0	0.0

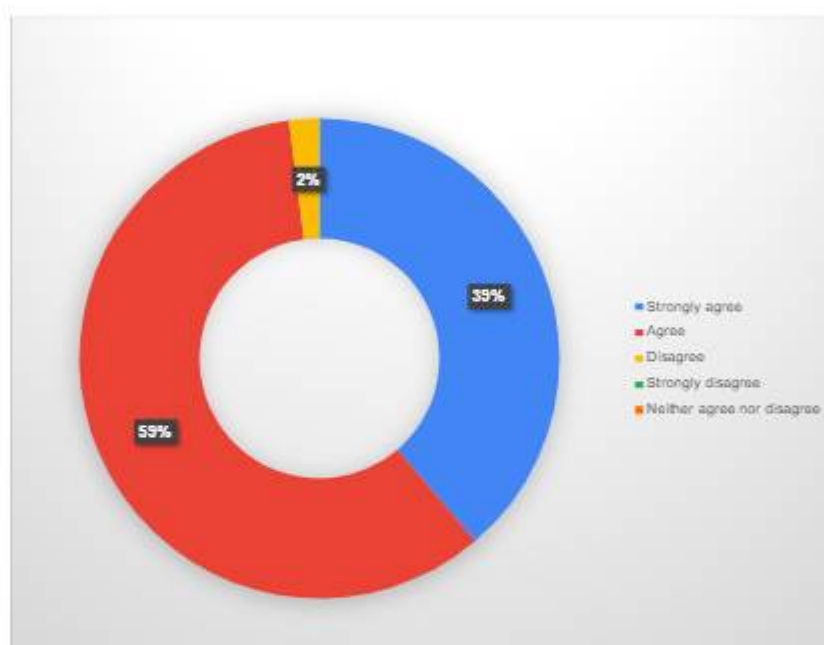
11. Freedom to adopt new techniques/strategies of teaching such as seminar presentations, group discussions and learners' participation.



Principal
Principal

	(n)	(%)
Strongly agree	24	49.0
Agree	24	49.0
Disagree	1	2.0
Strongly disagree	0	0.0
Neither agree nor disagree	0	0.0

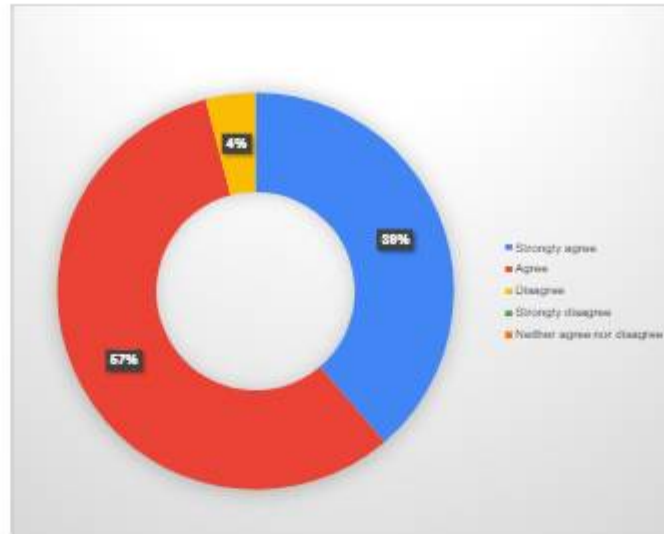
12. I have the freedom to adopt/adapt to new techniques/strategies for testing and assessment of students.



	(n)	(%)
Strongly agree	19	38.8
Agree	29	59.2
Disagree	1	2.0
Strongly disagree	0	0.0
Neither agree nor disagree	0	0.0

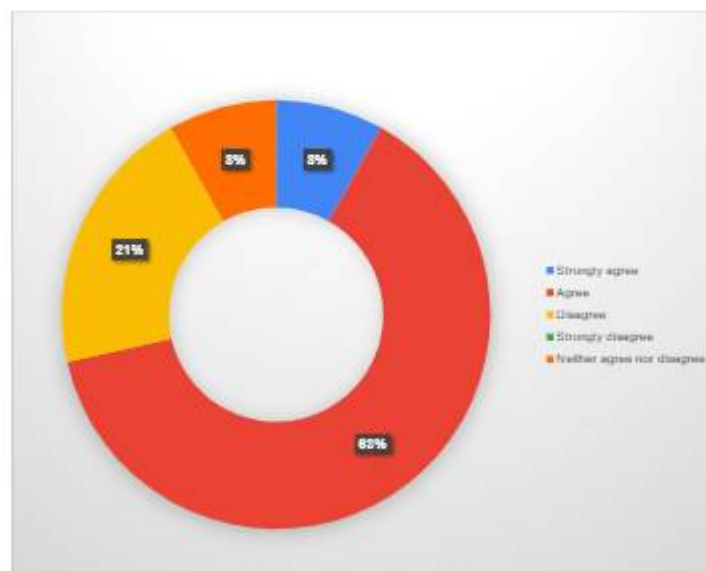
13. The environment in the College is conducive to teaching and learning process.
The administration is teacher friendly

100
Principal



	(n)	(%)
Strongly agree	19	38.8
Agree	28	57.1
Disagree	2	4.1
Strongly disagree	0	0.0
Neither agree nor disagree	0	0.0

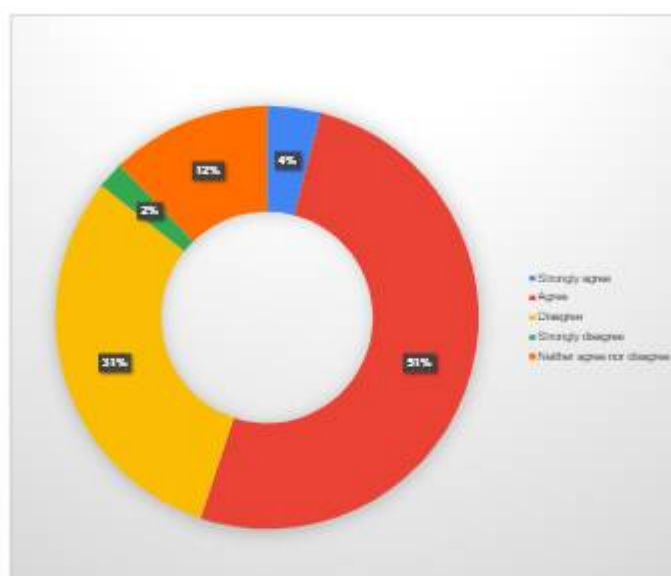
14. The College provides adequate and smooth support for projects and research facilities.



	(n)	(%)
Strongly agree	4	8.2
Agree	31	63.3
Disagree	10	20.4
Strongly disagree	0	0.0
Neither agree nor disagree	4	8.2

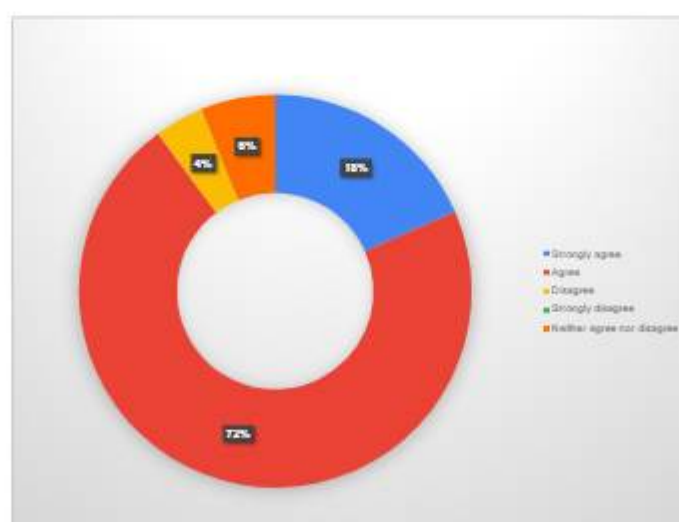
Principal
Principal

15. The University provides adequate funding and support to faculty members for upgrading their skills and qualifications.



	(n)	(%)
Strongly agree	2	4.1
Agree	25	51.0
Disagree	15	30.6
Strongly disagree	1	2.0
Neither agree nor disagree	6	12.2

16. Provisions for professional development are non-discriminatory and fair.

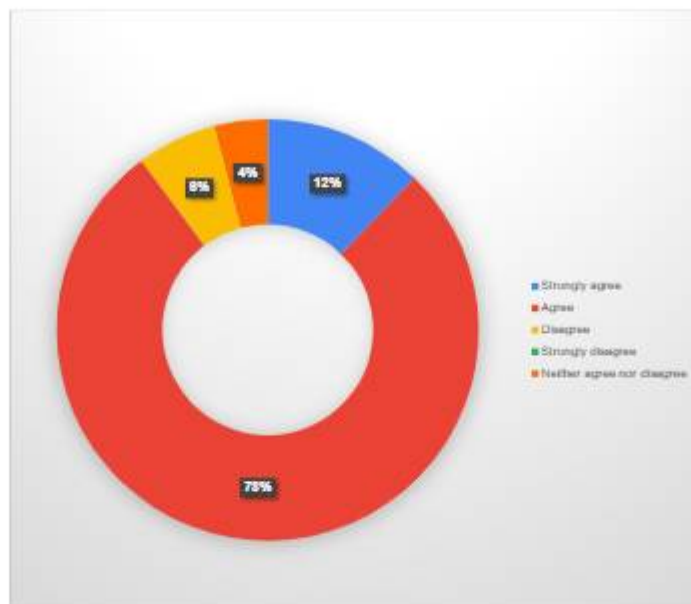


	(n)	(%)
Strongly agree	9	18.4
Agree	35	71.4
Disagree	2	4.1

Principal

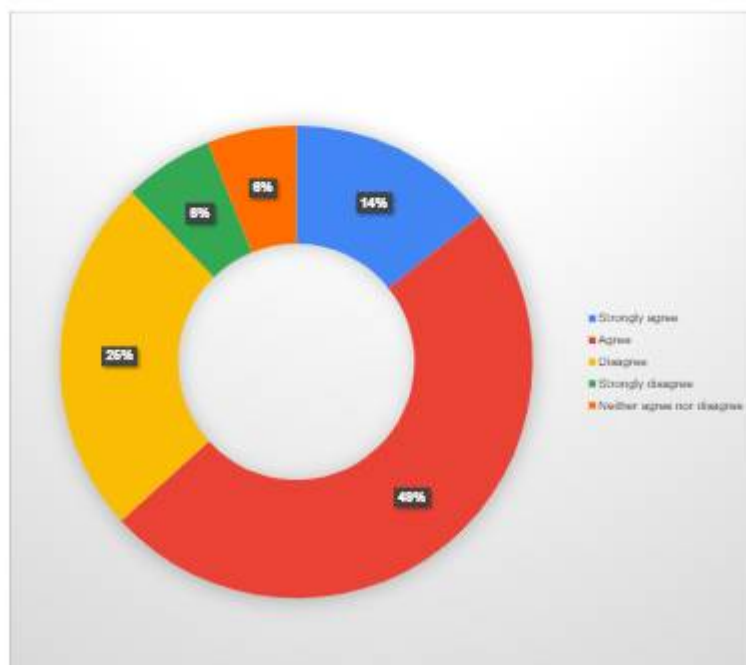
Strongly disagree	0	0.0
Neither agree nor disagree	3	6.1

17. Career advancement options are provided adequately to the teachers by the college



	(n)	(%)
Strongly agree	6	12.2
Agree	38	77.6
Disagree	3	6.1
Strongly disagree	0	0.0
Neither agree nor disagree	2	4.1

18. For acquiring higher qualification, study leave is encouraged



	(n)	(%)
Strongly agree	7	14.3
Agree	24	49.0
Disagree	12	24.5
Strongly disagree	3	6.1
Neither agree nor disagree	3	6.1

Feedback/suggestions on the college ERP(admission software)

- Very Good
- It's totally automated and students friendly
- Needs improvement
- Kindly issue same college roll no. to students throughout the degree. As when we enter IA, University site reflect only that college roll no. which is issued in their first year. And it is same for second and third year respectively.
- It's good
- Welcome initiative
- Its working fine but there is always a scope for improvement.
- Positive
- Positive
- Excellent
- Infrastructure, syllabus and teaching methods are quite good.
- Satisfactory
- Still need improvements
- It's almost ok.
- Not required
- Adequate facilities like class rooms, teachers room, basic infrastructure for sports and research facilities should be provided. Sufficient teachers should be appointed for quality education.
- No need
- All aspects was good

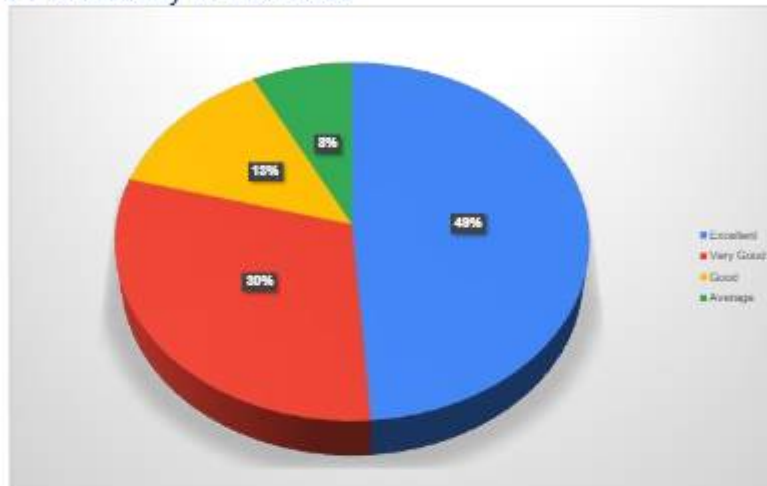
Analysis


Principal

Feedback Part-B

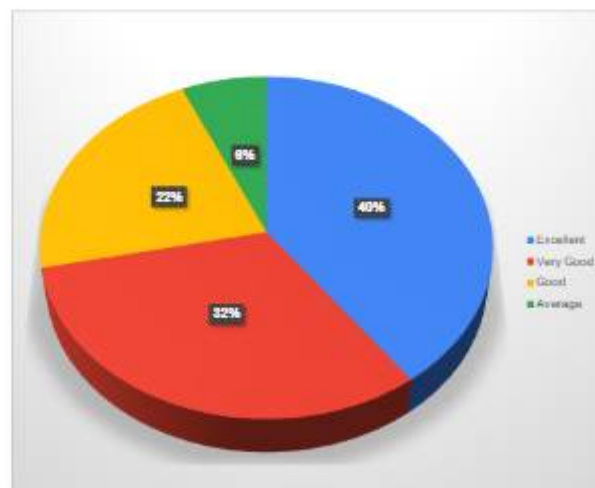
Students Feedback and Analysis

1. Teachers Punctuality in the class



	(n)	(%)
Excellent	169	48.8
Very Good	105	30.3
Good	46	13.3
Average	26	7.5

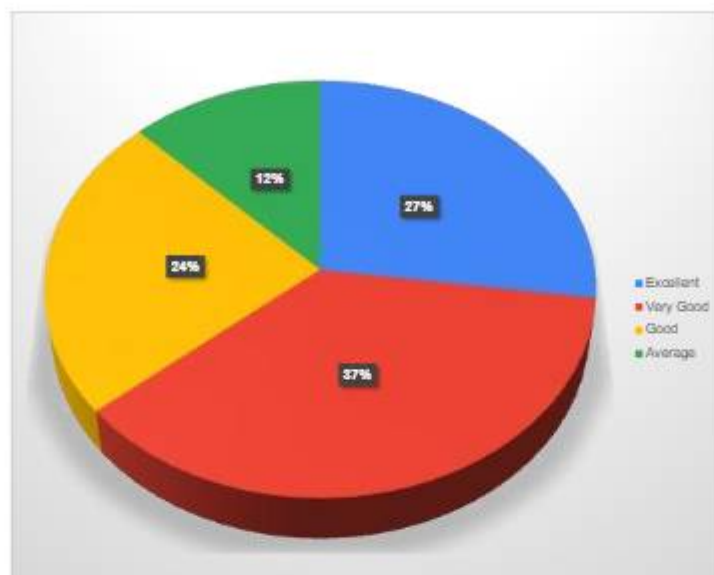
2. Completes syllabus



	(n)	(%)
Excellent	138	39.9
Very Good	110	31.8

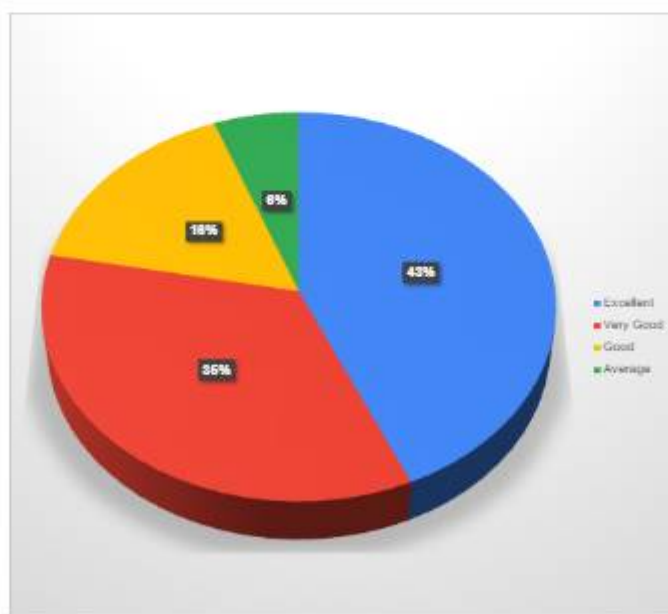
Good	75	21.7
Average	23	6.6

3. Scheduled organisation of class tests, quizzes and seminars



	(n)	(%)
Excellent	94	27.2
Very Good	127	36.7
Good	82	23.7
Average	43	12.4

4. Focus on syllabus/ command on syllabus

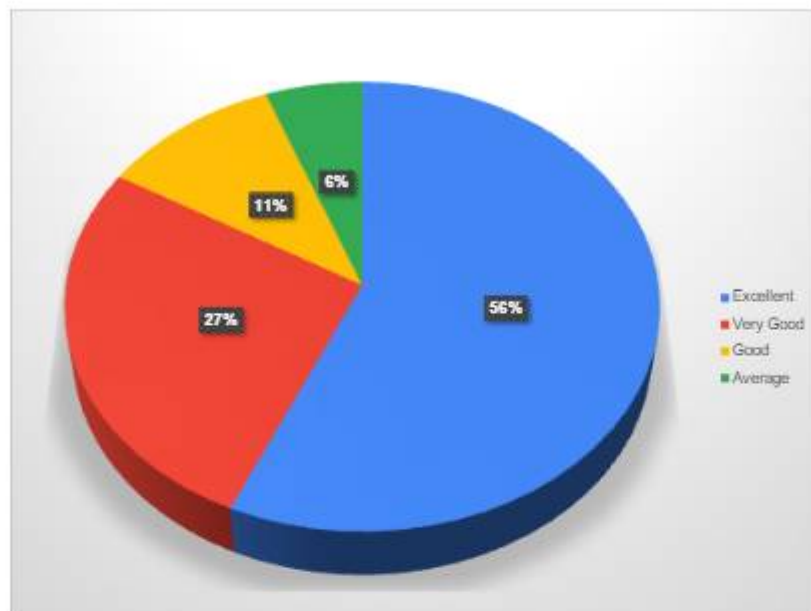


	(n)	(%)
Excellent	150	43.4
Very Good	120	34.7

Principal
Principal

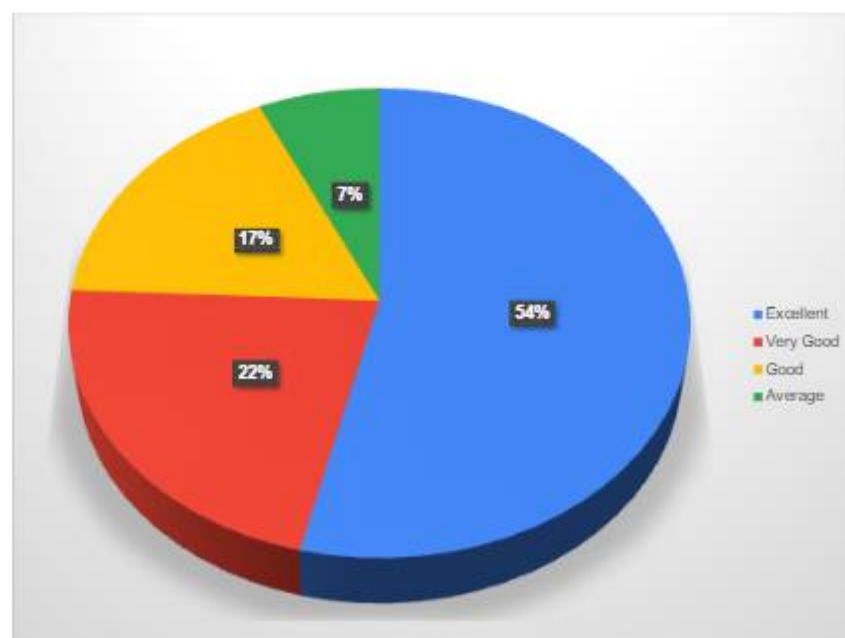
Good	56	16.2
Average	20	5.8

5. Self confidence



	(n)	(%)
Excellent	196	56.6
Very Good	93	26.9
Good	37	10.7
Average	20	5.8

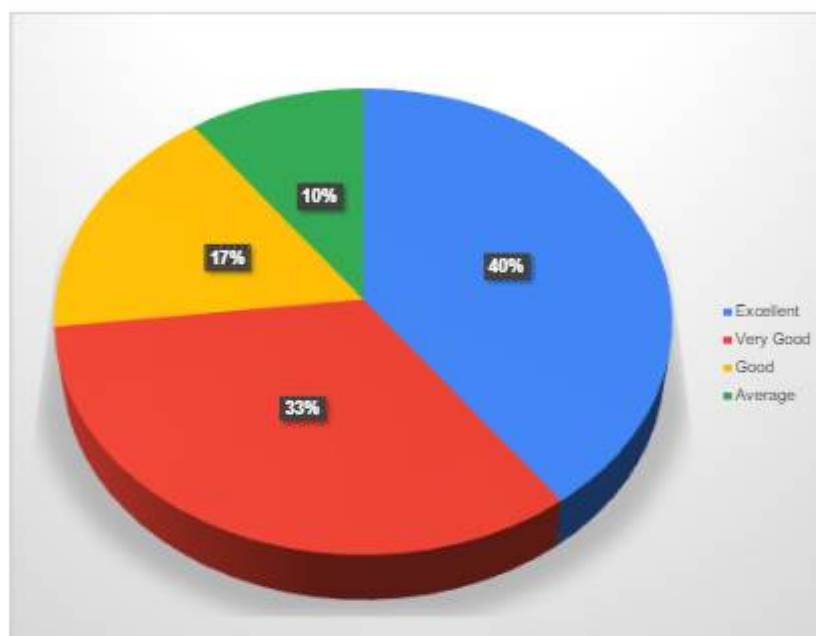
6. Communication skills



	(n)	(%)
--	-----	-----

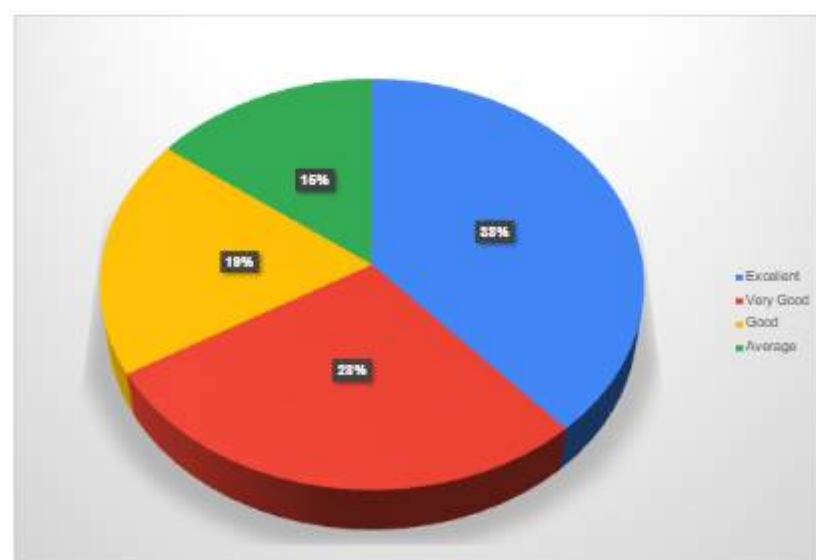
Excellent	186	53.8
Very Good	76	22.0
Good	60	17.3
Average	24	6.9

7. Skill of linking subject to practical life and creating interest in class



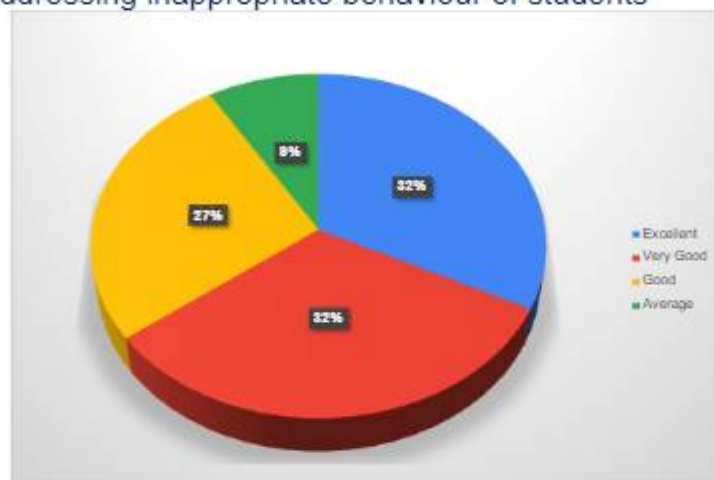
	(n)	(%)
Excellent	138	39.9
Very Good	115	33.2
Good	58	16.8
Average	35	10.1

8. Uses of Innovative teaching methods



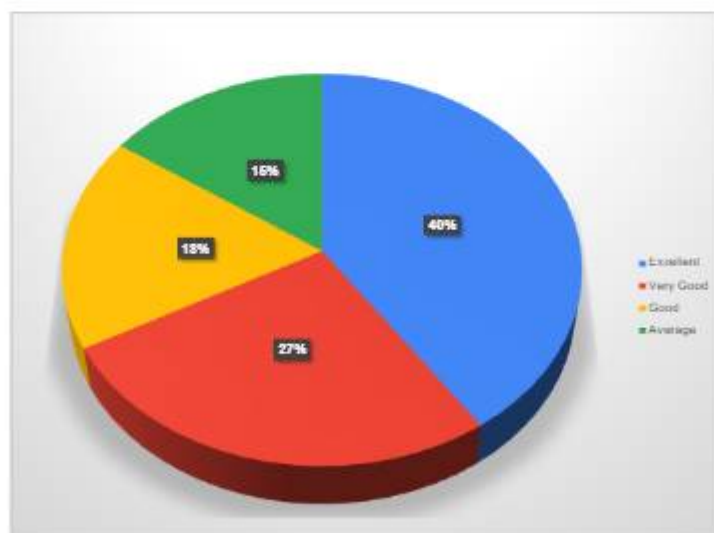
	(n)	(%)
Excellent	133	38.4
Very Good	97	28.0
Good	65	18.8
Average	51	14.7

9. Skills of addressing inappropriate behaviour of students



	(n)	(%)
Excellent	112	32.4
Very Good	112	32.4
Good	92	26.6
Average	30	8.7

10. Helps students in facing physical, emotional and learning challenges



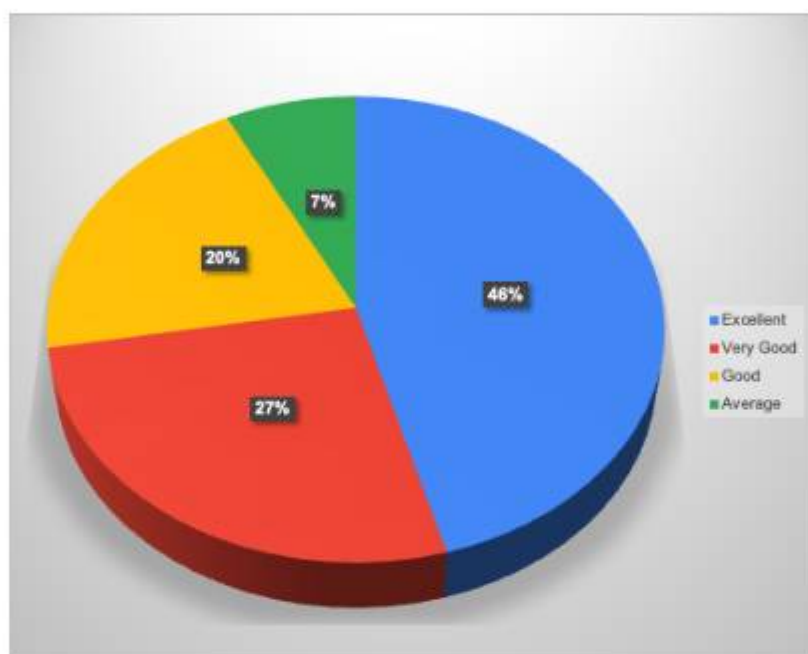
	(n)	(%)
Excellent	140	40.5
Very Good	92	26.6
Good	61	17.6

Dr. Indira
Principal

Average	53	15.3
---------	----	------

Feedback regarding college infrastructure

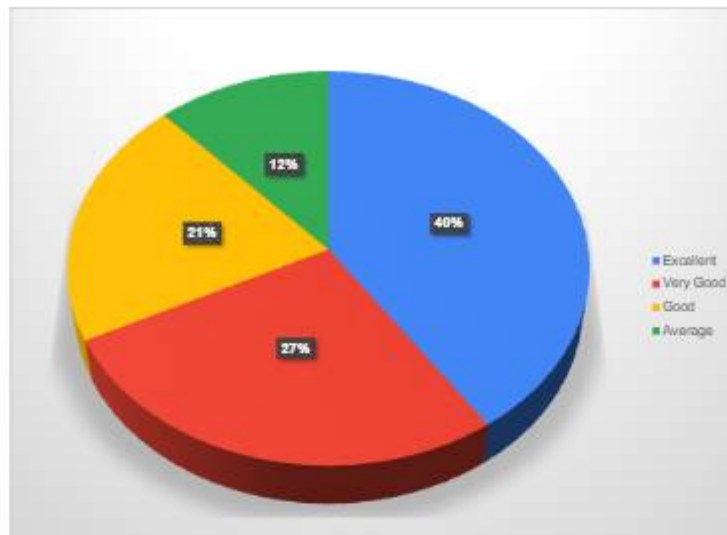
1. Library ~~Sitting~~ **SEATING** facilities



	(n)	(%)
Excellent	158	45.7
Very Good	92	26.6
Good	70	20.2
Average	26	7.5

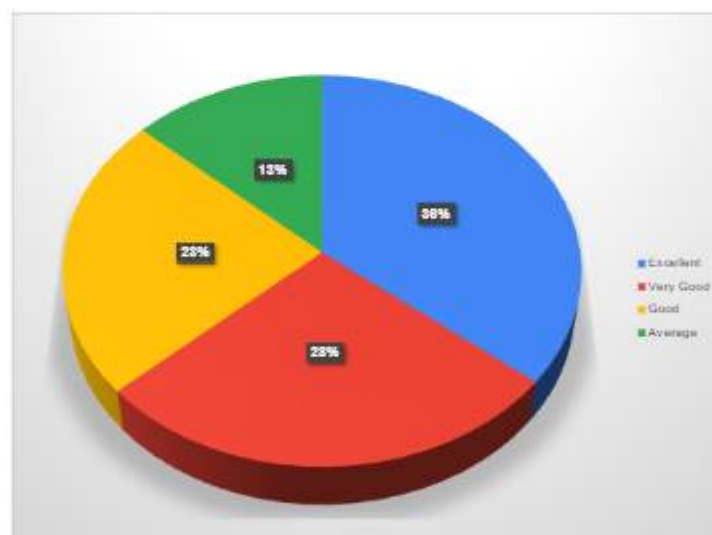
2. Library Books availability

Principal
Principal



	(n)	(%)
Excellent	140	40.5
Very Good	94	27.2
Good	71	20.5
Average	41	11.8

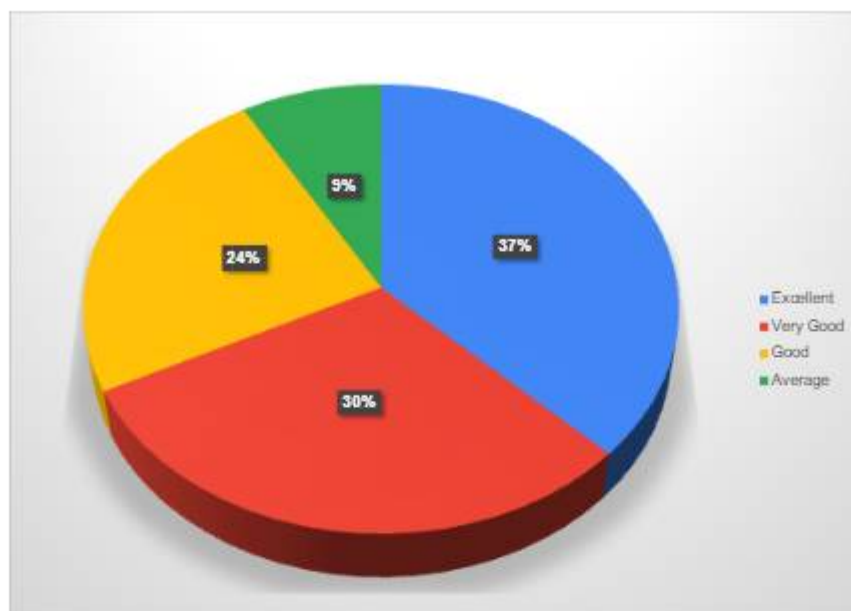
3. Library Issuing of books during examination



	(n)	(%)
Excellent	124	35.8
Very Good	95	27.5
Good	81	23.4
Average	46	13.3

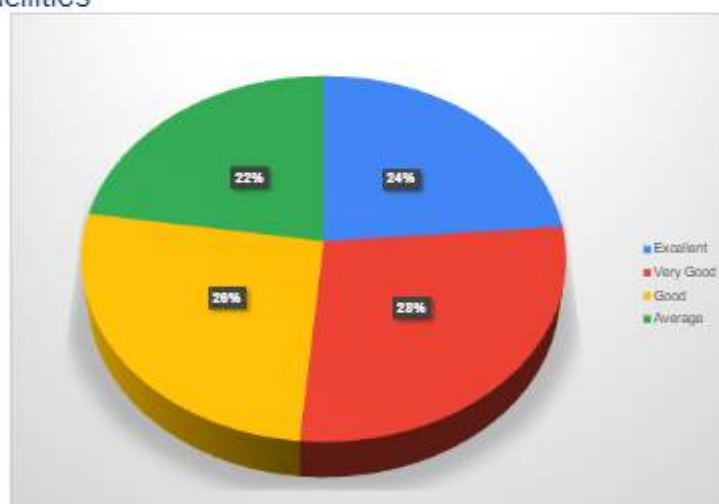
4. Behaviour of library staff

Do
Principal



	(n)	(%)
Excellent	129	37.3
Very Good	105	30.3
Good	83	24.0
Average	29	8.4

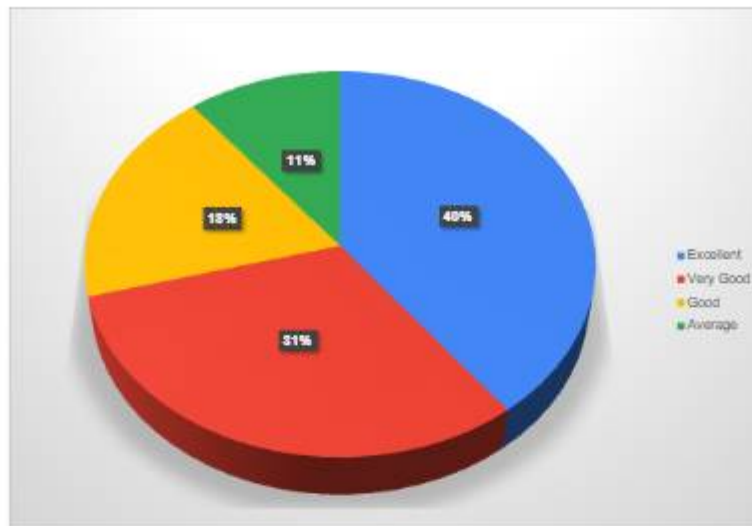
5. Sports Facilities



	(n)	(%)
Excellent	82	23.7
Very Good	96	27.7
Good	90	26.0
Average	78	22.5

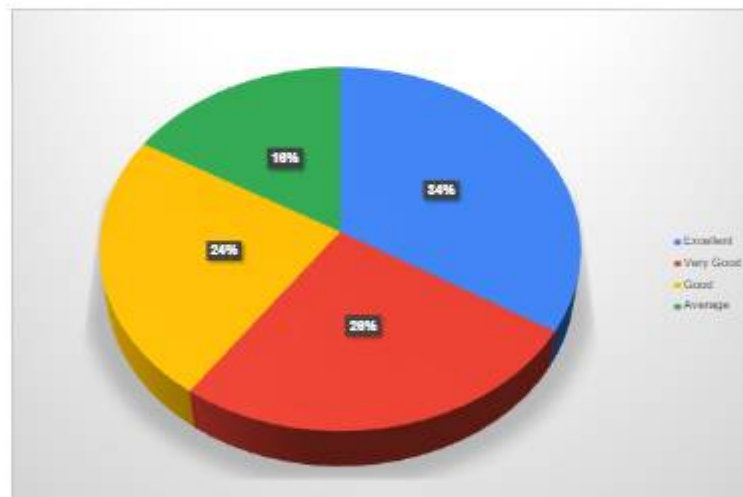
6. Organisation of cultural activities

Principal
Principal



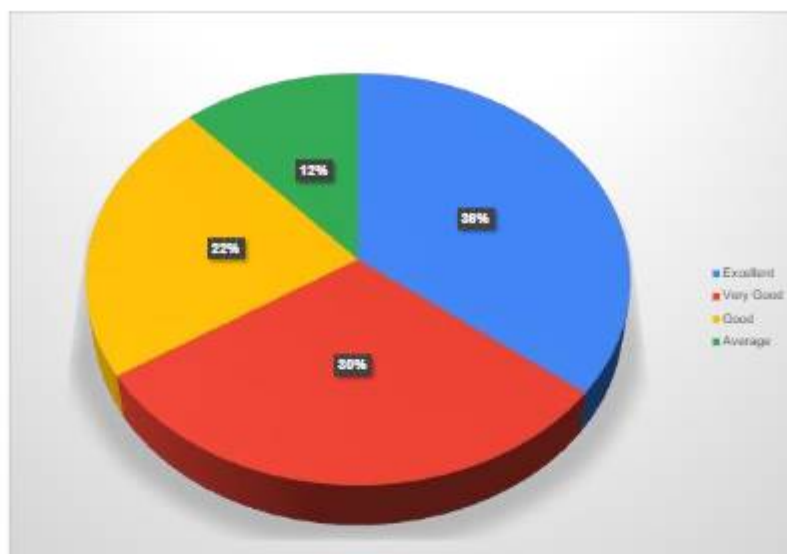
	(n)	(%)
Excellent	137	39.6
Very Good	108	31.2
Good	64	18.5
Average	37	10.7

7. Organisation of motivational lectures



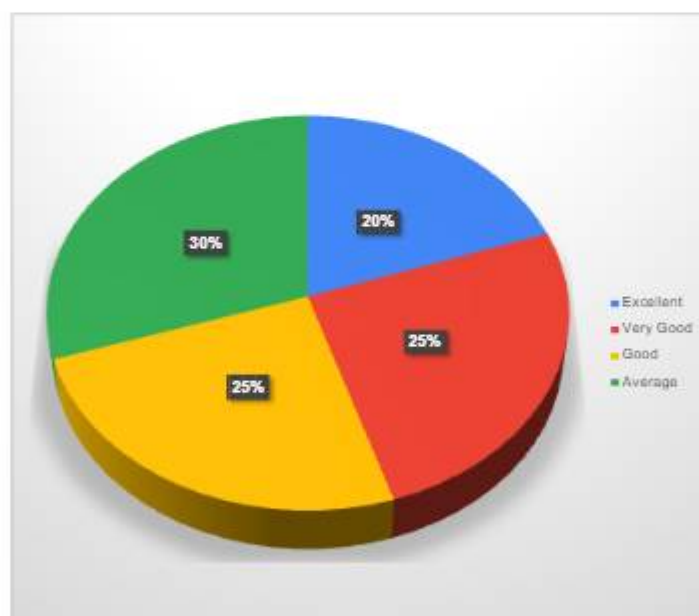
	(n)	(%)
Excellent	117	33.8
Very Good	90	26.0
Good	82	23.7
Average	57	16.5

8. Organisation of special days



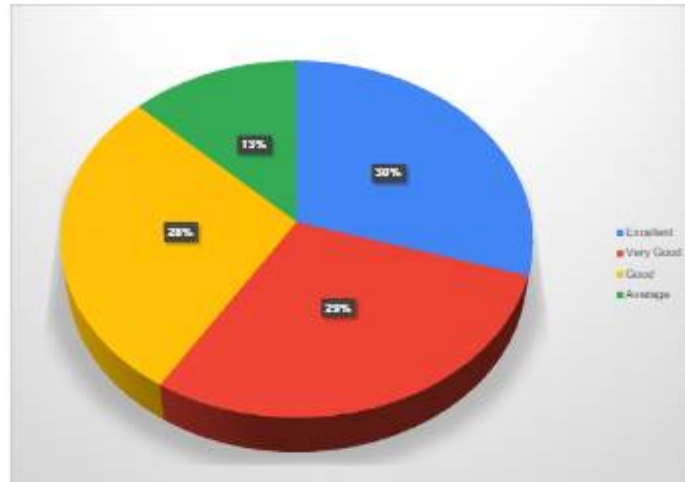
	(n)	(%)
Excellent	123	35.5
Very Good	105	30.3
Good	78	22.5
Average	40	11.6

9. Sanitation and hygiene facilities



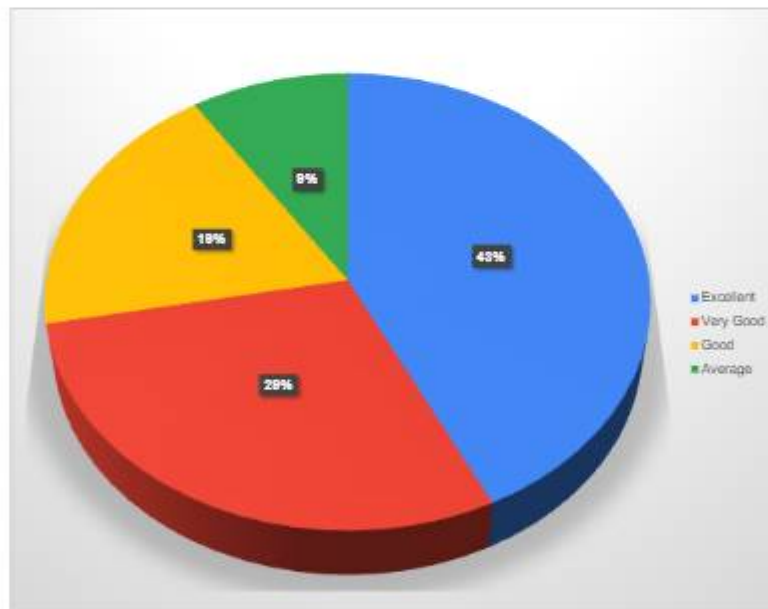
	(n)	(%)
Excellent	68	19.7
Very Good	88	25.4
Good	86	24.9
Average	104	30.1

10. Overall environment conducive for learning



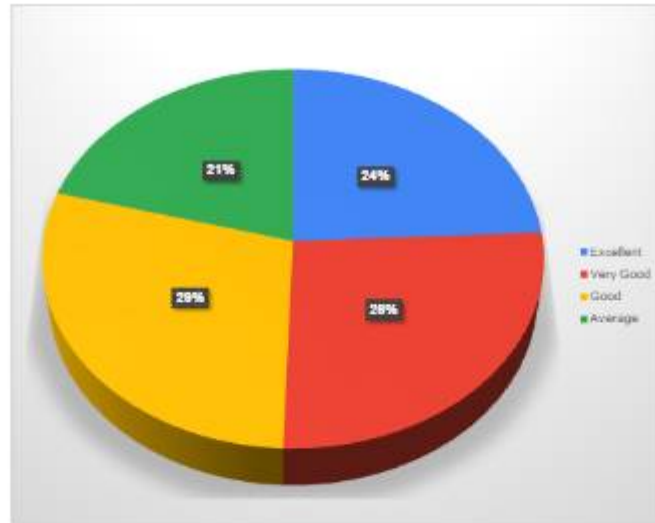
	(n)	(%)
Excellent	103	29.8
Very Good	101	29.2
Good	98	28.3
Average	44	12.7

11. Principal's role in providing best facilities to the welfare of students



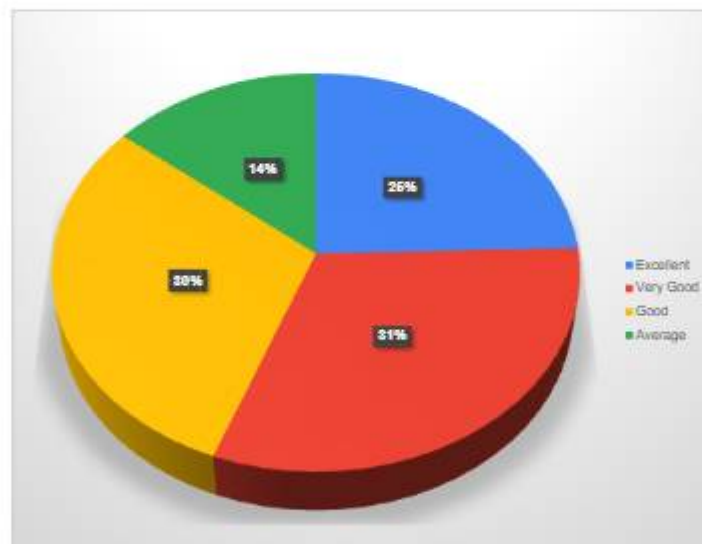
	(n)	(%)
Excellent	148	42.8
Very Good	101	29.2
Good	65	18.8
Average	32	9.2

12. Canteen facilities



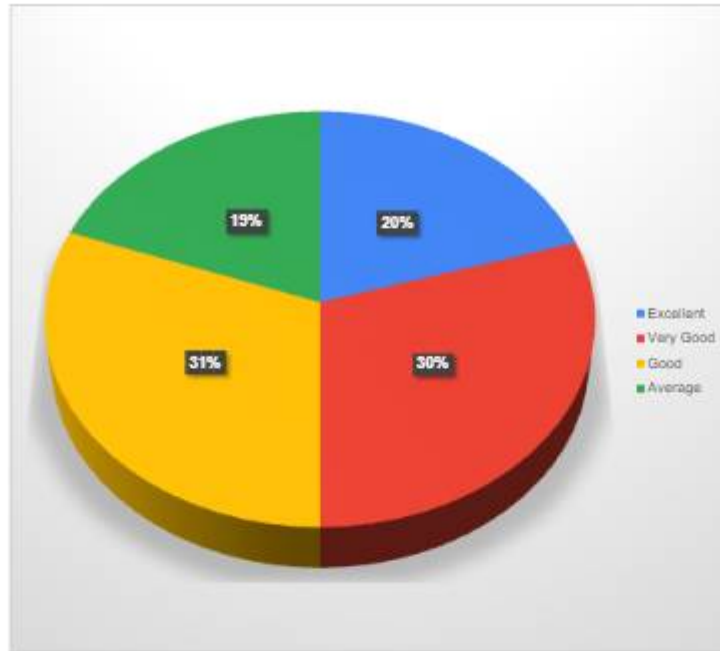
	(n)	(%)
Excellent	84	24.3
Very Good	91	26.3
Good	99	28.6
Average	72	20.8

13. Information communication technology facilities



	(n)	(%)
Excellent	85	24.6
Very Good	108	31.2
Good	104	30.1
Average	49	14.2

14. Dealing of non-teaching staff

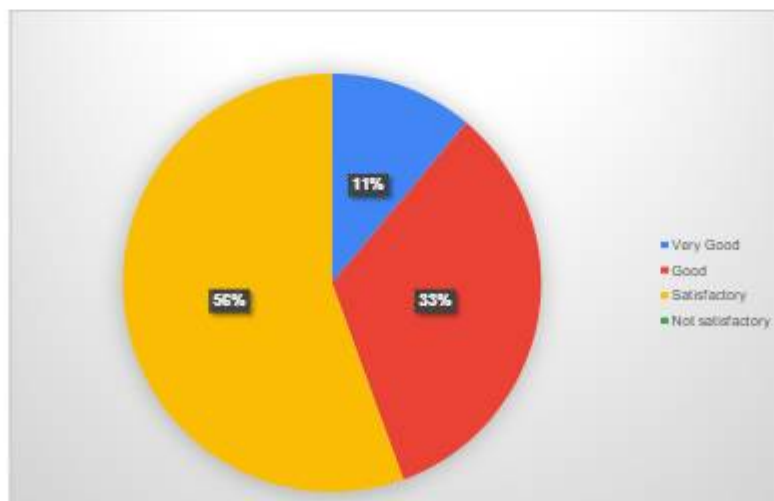


	(n)	(%)
Excellent	70	20.2
Very Good	103	29.8
Good	106	30.6
Average	67	19.4

Feedback Part-C

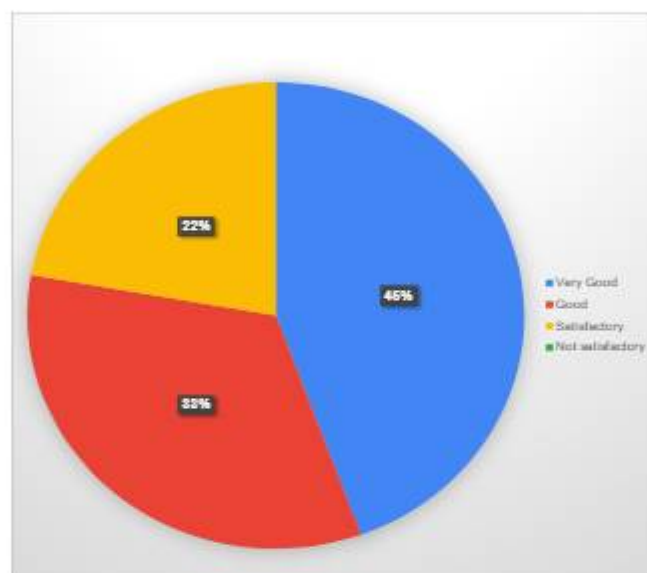
Parents Feedback and Analysis

1. College Infrastructure /facilities [Hostel Facility]



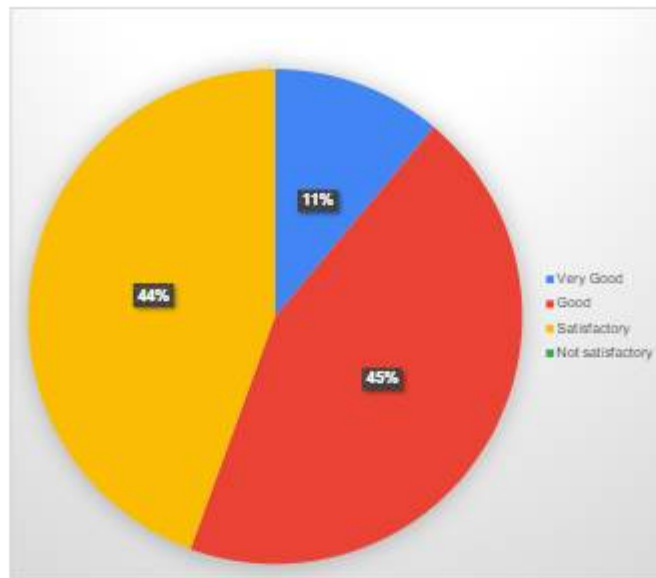
	(n)	(%)
Very Good	1	11.1
Good	3	33.3
Satisfactory	5	55.6
Not satisfactory	0	0.0

2. College Infrastructure /facilities [Library Facility]



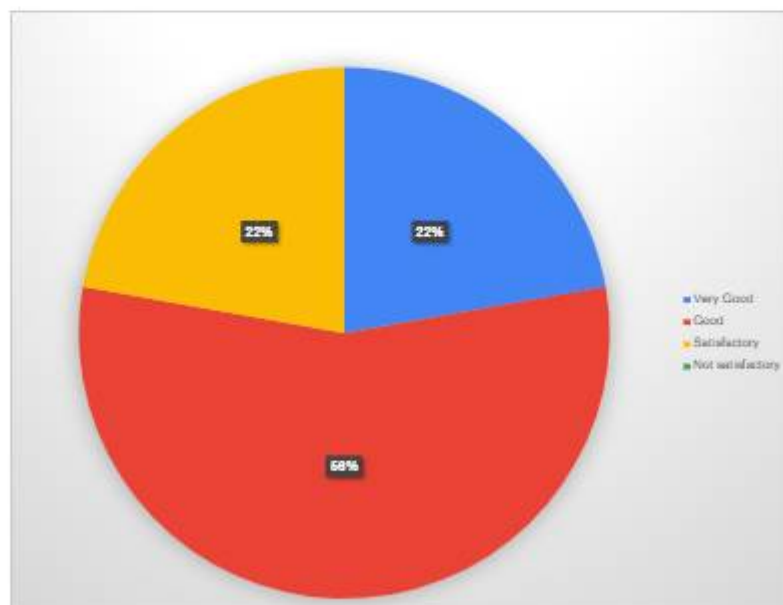
	(n)	(%)
Very Good	4	44.4
Good	3	33.3
Satisfactory	2	22.2
Not satisfactory	0	0.0

3. College Infrastructure /facilities [Admission process]



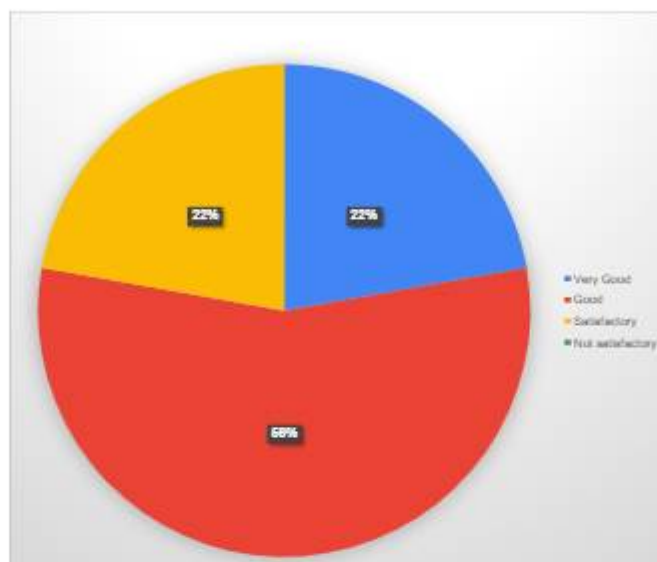
	(n)	(%)
Very Good	1	11.1
Good	4	44.4
Satisfactory	4	44.4
Not satisfactory	0	0.0

4. College Infrastructure /facilities [Grievances redressal]



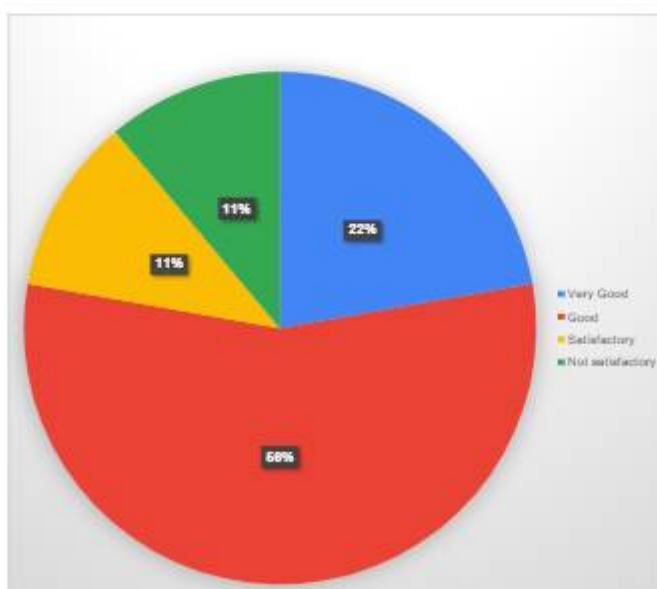
	(n)	(%)
Very Good	2	22.2
Good	5	55.6
Satisfactory	2	22.2
Not satisfactory	0	0.0

5. College Infrastructure /facilities [ICT facility]



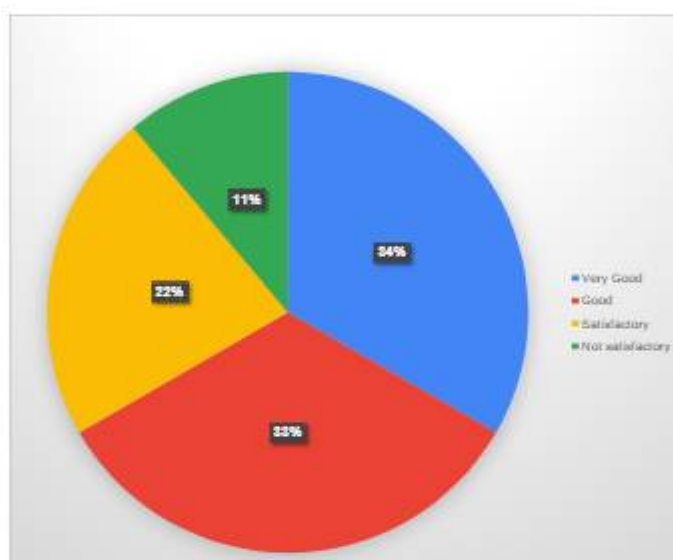
	(n)	(%)
Very Good	2	22.2
Good	5	55.6
Satisfactory	2	22.2
Not satisfactory	0	0.0

6. College Infrastructure /facilities [Courses Run in the college]



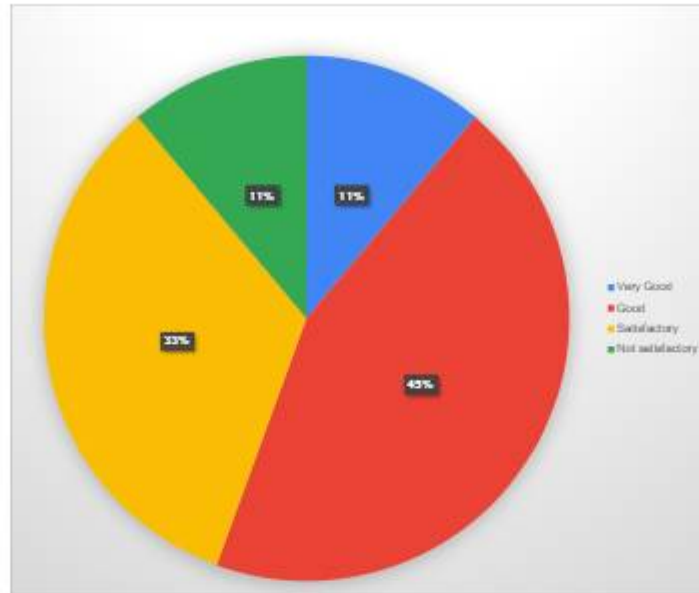
	(n)	(%)
Very Good	2	22.2
Good	5	55.6
Satisfactory	1	11.1
Not satisfactory	1	11.1

7. College Infrastructure /facilities [Sports Infrastructure]



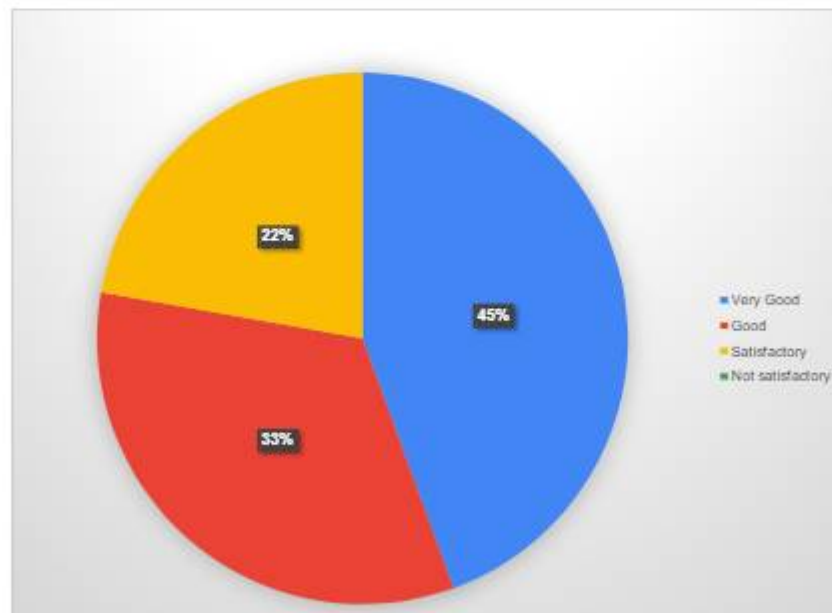
	(n)	(%)
Very Good	3	33.3
Good	3	33.3
Satisfactory	2	22.2
Not satisfactory	1	11.1

8. College Infrastructure /facilities [Extra Curricular activities]



	(n)	(%)
Very Good	1	11.1
Good	4	44.4
Satisfactory	3	33.3
Not satisfactory	1	11.1

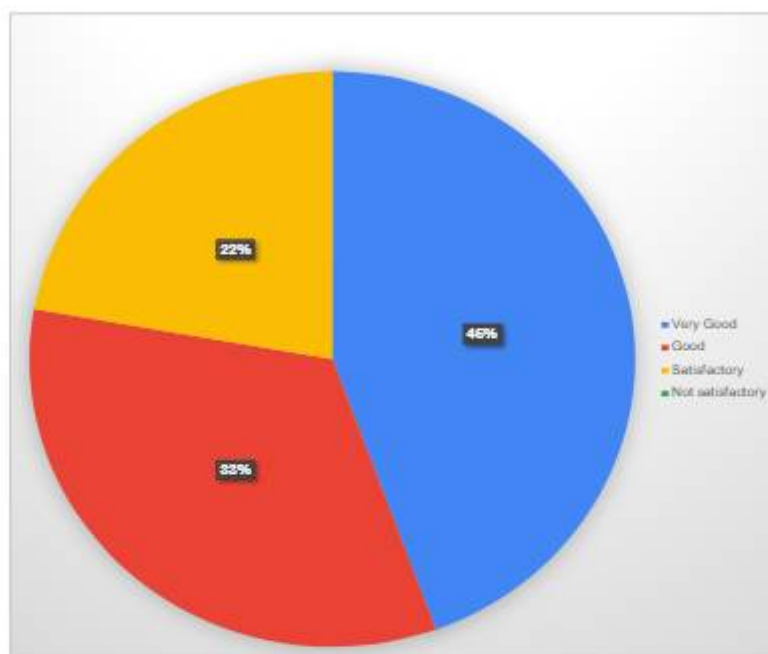
9. College Infrastructure /facilities [NCC]



	(n)	(%)
Very Good	4	44.4
Good	3	33.3
Satisfactory	2	22.2

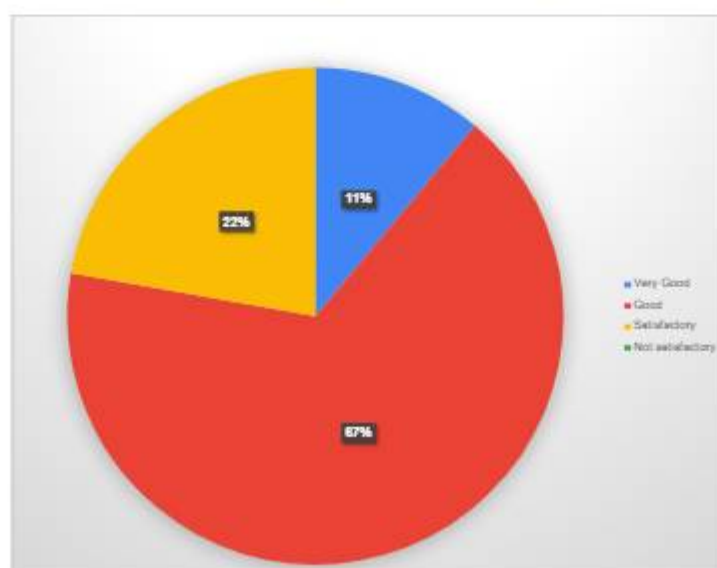
Not satisfactory	0	0.0
------------------	---	-----

10. College Infrastructure /facilities [NSS]



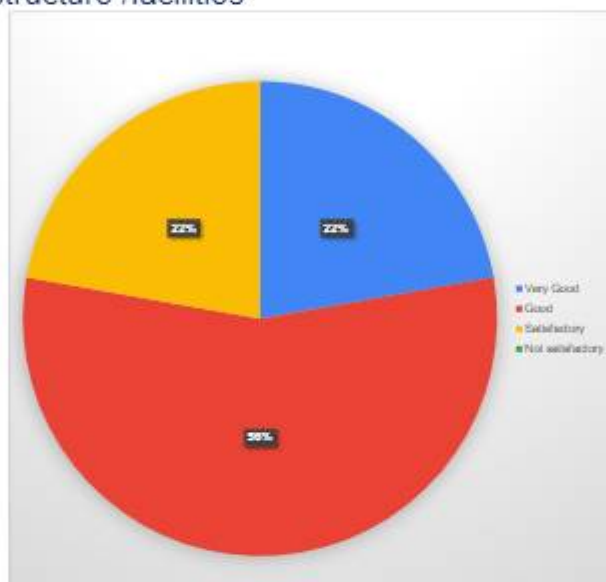
	(n)	(%)
Very Good	4	44.4
Good	3	33.3
Satisfactory	2	22.2
Not satisfactory	0	0.0

11. College Infrastructure /facilities [Staff behaviour]



	(n)	(%)
Very Good	1	11.1
Good	6	66.7
Satisfactory	2	22.2
Not satisfactory	0	0.0

12. College Infrastructure /facilities



	(n)	(%)
Very Good	2	22.2
Good	5	55.6
Satisfactory	2	22.2
Not satisfactory	0	0.0

Principal
Principal